



TS 64

TS 64 AND LINKER IIa CONNECTIONS
USING THE TS 64 TONE FILTER




Black	1
Red	2
Green	3
White	4
Orange	5
Yellow	6
Violet	7
	8
	9
Blue	10




TS 64

TS 64 AND LINKER IIa CONNECTIONS
WITHOUT USING A TONE FILTER



Black	1
Red	2
Green	3
White	4
Orange	5
Yellow	6
Violet	7
	8
	9
	10



NOTE: THE PINS 1 - 6 ARE FOR THE TS 64 ENCODE AND DECODE CONNECTIONS. THE PINS 7 - 10 ARE FOR USE OF THE TONE FILTER ON THE TS-64 OR PINS 7 - 10 CAN BE USED WITH A TONE FILTER OF THE USERS CHOOSING.

Title		
TS-64 CONNECTIONS		
Size	Document Number	Rev
A	Preliminary	-
Date:	Monday, February 23, 2004	Sheet 1 of 1